



MTT X Series

Fast x Smart x Reliable



cMT X Series

Full Featured Smart HMI

The cMT X Series goes beyond its outstanding performance by integrating innovative features such as data integration, mobile monitoring, and cloud services. It's the smart HMI you need.

✓ Performance

Quad-core CPU

✓ Display

178° Wide Viewing Angle

✓ Capacity

4GB Flash / 1GB RAM

✓ Connectivity

400+ Communication Drivers



Premium Protection⁺



Power Isolation



PCB Coating



NEMA4/
IP66



CE / UL
Certification

01

HMI Editing Software

EasyBuilder Pro p.03

02

Data Integration

OPC UA / Database / MQTT p.05

03

Mobile Monitoring

WebView / cMT Viewer / VNC Viewer p.06

04

Weincloud

Dashboard p.07

EasyAccess 2.0 p.09

05

WiFi Expansion Module

cMT X Series+ M02 WiFi Module p.10

06

Headless HMI

cMT-FHDX / cMT-SVRX p.11

cMT X Series Model Types

p.12

Specifications and Dimensions

p.13

Solution 01

EasyBuilder Pro - Efficient HMI Editing Software

Download EasyBuilder Pro for free and easily create your unique HMI interface. User-friendly and intuitive editing interface makes it simple for beginners to pick up quickly.

Ribbon Style
Intuitive ribbon-style toolbar for easy setup.

Combo Button
Multiple action settings and triggers with one click.

Window Tree
Clear project management with layered view.

JS-related
JavaScript object support and Web API integration.

Trigger Condition
If / else conditions by HMI addresses.

Picture Libraries
Built-in library with 2,000+ pictures.

EasyBuilder Pro not only includes essential HMI editing features but also introduces a range of powerful advanced tools for practical applications:

Advanced Security Mode

Log in via RFID and fingerprint to enhance access security.

Multimedia Support

Watch IP/USB Camera feeds on HMI or use Media Player to play HD videos on HMI.

Fast Display Mode

Objects cache data for quick display after window switches.

Data Processing

Synchronize historical data of Data Log, Event Log, and Operation Log to an external database to ensure data integrity.

File Transfer and Access

Use FTP server access to send various files and screenshots on the HMI to the server, or download PDF files, images, and videos from the server to view on the HMI.

Date	Time	TS	Action
1/1/2025	09:00:00	TS_0	Button
1/1/2025	09:01:00	TS_0	Button
1/1/2025	09:02:00	TS_0	Button
1/1/2025	09:03:00	TS_0	Button

Web Browser

Access the webpages of a PLC, a controller, or an embedded device to adjust its system parameters or monitor its status.

Solution 02

Data Integration - Support Diverse Industrial Protocols

The cMT X Series supports over 400 PLC drivers and IIoT protocols. It enables seamless data integration for the field devices.



Industrial Protocol Integration

Break barriers in communication and improve data exchange efficiency.

The cMT X Series supports:
 OPC UA protocol
 Modbus TCP/IP protocol
 BACnet protocol



MQTT Cloud Integration

Support the lightweight MQTT protocol for quick IIoT device connectivity.

Download EasyBuilder Pro to connect to:
 AWS Cloud Platform
 Azure Cloud Platform



Database Integration

Support database integration to streamline field data into IT systems.

Compatible with databases:
 MySQL
 MS SQL
 MariaDB
 Azure SQL

Solution 03

Mobile Monitoring - Stay Updated Anytime

Weintek offers three monitoring methods: cMT Viewer, WebView, and VNC Viewer. Users can choose the suitable tool to easily track the status of the devices.



VNC Viewer

- Screen mirroring
- Use VNC Client App



WebView

- Screen mirroring
- Use web browsers such as Chrome or Safari



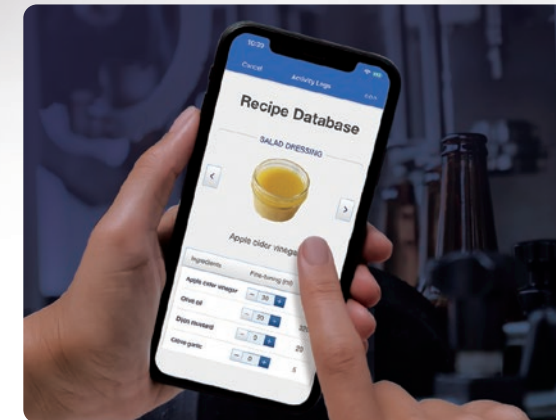
cMT Viewer App

- Simultaneous multi-screen control
- Use electronic devices to access the cMT Viewer App
- Support one-to-many devices (up to 50) and multi-user-to-one monitoring
- Exclusively support HMI control function

See the Comparison Chart »



Three Mobile Monitoring Methods



Solution 04-1

Weincloud - Dashboard

Weincloud includes Dashboard, a cloud service, and EasyAccess 2.0, a remote connection tool. Track and maintain field equipment anytime, even from a distance.

Visualized Numerical Data

- Integrate data from multiple HMIs
- Display clear production process
- Provide assistance in decision-making

Intuitive User Interface

Create custom dashboards quickly with a variety of widgets by drag-and-drop function.


Real-time Data Display

- Present real-time production status
- Assist in efficient issue solving



Dashboard

The Dashboard provides a bird's-eye view of on-site data. Managers can oversee field condition anytime, anywhere through a web browser or mobile apps.



6 Steps to Deploy

Free from the need for equipment installation. Reduce system integration effort.



Data Encryption

Protect all data transmissions with SSL/TLS encryption.



Data Backup and Synchronization

Support data caching to prevent loss.



Solution 04-2

Weincloud - EasyAccess 2.0

Even when not on-site, you can monitor and troubleshoot program in the HMI anytime and anywhere.



EasyAccess2.0

PLC Pass-through

Remote HMI/PLC pass-through to synchronize adjustments

Push Notifications via Messenger, WeChat, and EasyAccess2.0

P2P Technology



Solution 05

WiFi Expansion Module - Wireless Network Solution

This WiFi module offers flexible networking options, ideal for mobile equipment and hard-to-wire environments.



cMT2108X2 / cMT3102X / cMT3108XH / cMT3108XP

cMT X Series + M02 WiFi Module



Magnetic External Antenna
Install at the location with optimal signal.



WiFi Support
Support WiFi standards, IEEE 802.11b/g/n.



Compact Design
Minimize protrusion when installed on the HMI, avoiding space issues in control cabinet installation.



Modular Design
Add wireless network for HMIs to help overcome wiring obstacles.



Solution 06

Headless HMI

With the panel removed, the HMI body becomes lighter and slimmer. It's easier to install in control chassis and compatible with various screen sizes.

cMT-FHDX-820

Supporting audio and video output via HDMI, its size and resolution are not limited by current HMI offerings. Its software features are comparable to those of cMT X Advanced.



cMT-SVRX-820/822

The latest server-type HMI is the perfect manifestation of the cMT X architecture, and the cMT Viewer App is required for mobile monitoring.

* Other wireless models: cMT-SVR-200 / cMT-SVR-202

cMT X Series Model Types

Standard

Enhanced for smart applications

The cMT X Standard features video streaming and mobile monitoring, along with advanced EasyBuilder Pro objects to meet diverse application needs.

Advanced

All-around smart HMI

The cMT X Advanced offers the most comprehensive HMI and EasyBuilder Pro features. It supports various IIoT protocols, and excels in cross-platform data integration.

Headless HMI

Going beyond size boundaries

Headless HMI works independently without a screen and can be monitored on apps or on external screens of various sizes.



Naming Convention

cMT 3 07 2 X *

Series Name			Others
cMT X	Category	Screen Size	H High Resolution T Wide Temperature P Projected Capacitive Touch (PCAP)
	2 Standard	05 4.3" 12 12.1"	
	3 Advanced	07 7" 15 15"	
		09 9.7" 16 15.6"	
		10 10.1"	
		Ethernet Port	2 Dual Ethernet Ports 6 Single Ethernet Port 8 Dual Ethernet Ports



Advanced Model

Specifications



Model		cMT3072XH2	cMT3072XHT	cMT3072XP	cMT3092X
Display	Display	7" WVA	7" WVA	7" WVA	9.7" WVA
	Resolution	1024 x 600	1024 x 600	1024 x 600	1024 x 768
	Brightness (cd/ m ²)	450	450	450	350
	Contrast Ratio	800:1	800:1	800:1	900:1
	Backlight Type	LED	LED	LED	LED
	Backlight Life Time	>30,000 hrs.	>30,000 hrs.	>30,000 hrs.	>30,000 hrs.
	Colors	16.7M	16.7M	16.7M	16.2M
	LCD Viewing Angle (T/B/L/R)	85/85/85/85	85/85/85/85	85/85/85/85	89/89/89/89
	Pixel Pitch (mm)	0.1506(H) x 0.1432(V)	0.1506(H) x 0.1432(V)	0.1506(H) x 0.1432(V)	0.192(H) x 0.192(V)
Touch Panel	Type	4-wire Resistive Type	4-wire Resistive Type	Tempered Glass, Capacitive Type Hardness Scale 7H	4-wire Resistive Type
	Accuracy	Active Area Length(X)±2%, Width(Y)±2%	Active Area Length(X)±2%, Width(Y)±2%	N/A	Active Area Length(X)±2%, Width(Y)±2%
Memory	Flash	4 GB	4 GB	4 GB	4 GB
	RAM	1 GB	1 GB	1 GB	1 GB
Processor		Quad-core RISC	Quad-core RISC	Quad-core RISC	Quad-core RISC
I/O Port	USB Host	USB 2.0 x 1	USB 2.0 x 1	USB 2.0 x 1	USB 2.0 x 1
	Ethernet	LAN 1: 10/100 Base-T x 1 LAN 2: 10/100 Base-T x 1	LAN 1: 10/100 Base-T x 1 LAN 2: 10/100 Base-T x 1	LAN 1: 10/100 Base-T x 1 LAN 2: 10/100 Base-T x 1	LAN 1: 10/100/1000 Base-T x 1 LAN 2: 10/100 Base-T x 1
	COM Port	Con.A: COM2 RS-485 2W/4W, COM3 RS-485 2W, CAN Bus Con.B: COM1 RS-232 4W, COM3 RS-232 2W*	Con.A: COM2 RS-485 2W/4W, COM3 RS-485 2W, CAN Bus Con.B: COM1 RS-232 4W, COM3 RS-232 2W*	Con.A: COM2 RS-485 2W/4W, COM3 RS-485 2W, CAN Bus Con.B: COM1 RS-232 4W, COM3 RS-232 2W*	Con.A: COM2 RS-485 2W/4W, COM3 RS-485 2W Con.B: COM1 RS-232 4W, COM3 RS-232 2W*
	CAN Bus	Yes	Yes	Yes	N/A
	Audio Output	N/A	N/A	N/A	Built-in Mono Speaker
RTC		Built-in	Built-in	Built-in	Built-in
Power	Input Power	24±20%VDC	24±20%VDC	24±20%VDC	24±20%VDC
	Power Isolation	Built-in	Built-in	Built-in	Built-in
	Power Consumption	820mA@24VDC	820mA@24VDC	820mA@24VDC	1A@24VDC
	Voltage Resistance	500VAC (1 min.)	500VAC (1 min.)	500VAC (1 min.)	500VAC (1 min.)
	Isolation Resistance	Exceed 50MΩ @ 500VDC	Exceed 50MΩ @ 500VDC	Exceed 50MΩ @ 500VDC	Exceed 50MΩ @ 500VDC
Specification	PCB Coating	Yes	Yes	Yes	Yes
	Enclosure	Plastic	Aluminum	Plastic	Plastic
	Dimensions WxHxD	200.3 x 146.3 x 35.0 mm	200.4 x 146.5 x 36.0 mm	200.3 x 146.3 x 36.9 mm	260.6 x 203.1 x 44.5 mm
	Panel Cutout	192 x 138 mm	192 x 138 mm	192 x 138 mm	250 x 192 mm
	Weight	Approx. 0.6 kg	Approx. 0.8 kg	Approx. 0.7 kg	Approx. 1 kg
	Mount	Panel mount	Panel mount	Panel mount	Panel mount, VESA mount 75 x 75 mm
Environment	Protection Structure	UL Type 4X (indoor use only) / NEMA4 / IP66 Compliant Front Panel	UL Type 4X (indoor use only) / NEMA4 / IP66 Compliant Front Panel	UL Type 4X (indoor use only) / NEMA4 / IP66 Compliant Front Panel	UL Type 4X (indoor use only) / NEMA4 / IP66 Compliant Front Panel
	Storage Temperature	-20° ~ 60° C (-4° ~ 140° F)	-20° ~ 60° C (-4° ~ 140° F)	-20° ~ 60° C (-4° ~ 140° F)	-20° ~ 60° C (-4° ~ 140° F)
	Operating Temperature	0° ~ 55° C (32° ~ 131° F)	-20° ~ 55° C (-4° ~ 131° F)	0° ~ 55° C (32° ~ 131° F)	0° ~ 50° C (32° ~ 122° F)
	Relative Humidity	10% ~ 90% (non-condensing)	10% ~ 90% (non-condensing)	10% ~ 90% (non-condensing)	10% ~ 90% (non-condensing)
	Altitude	3,000 meters	3,000 meters	3,000 meters	3,000 meters
Vibration Endurance	10 to 25Hz (X, Y, Z direction 2G 30 minutes)	10 to 25Hz (X, Y, Z direction 2G 30 minutes)	10 to 25Hz (X, Y, Z direction 2G 30 minutes)	10 to 25Hz (X, Y, Z direction 2G 30 minutes)	
Certificate	CE	CE marked	CE marked	CE marked	CE marked
	UL	cULus Listed	cULus Listed	cULus Listed	cULus Listed
Software	Weincloud	EasyAccess 2.0 (Optional) Dashboard (Optional)	EasyAccess 2.0 (Optional) Dashboard (Optional)	EasyAccess 2.0 (Optional) Dashboard (Optional)	EasyAccess 2.0 (Optional) Dashboard (Optional)
	CODESYS	Optional	Optional	Optional	Optional

*Only Tx & Rx (no RTS/CTS) may be used for COM1 RS-232 when COM3 RS-232 is also used.



Capacitive Type



Wide Viewing Angle

Advanced Model

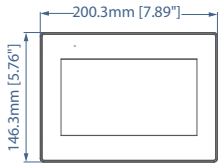
Dimensions

cMT3072XH2

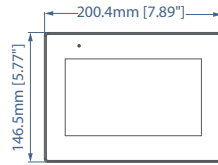
cMT3072XHT

cMT3072XP

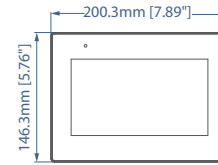
cMT3092X



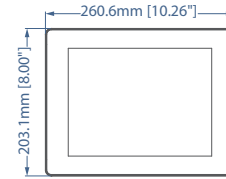
Front View



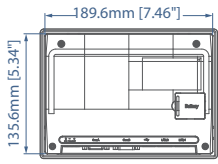
Front View



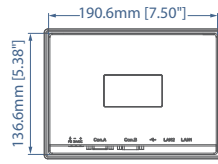
Front View



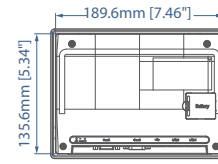
Front View



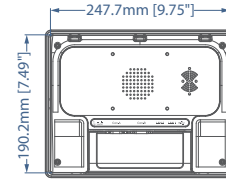
Rear View



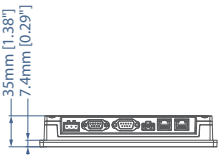
Rear View



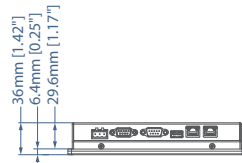
Rear View



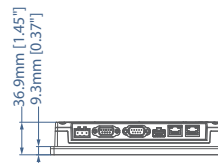
Rear View



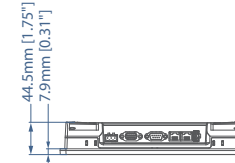
Bottom View



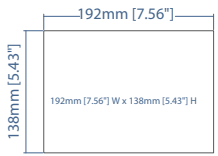
Bottom View



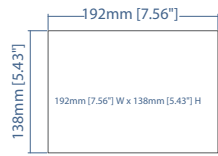
Bottom View



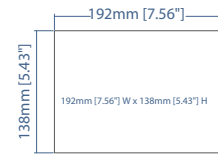
Bottom View



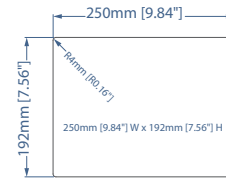
Cutout Dimensions



Cutout Dimensions



Cutout Dimensions



Cutout Dimensions

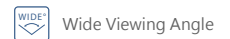

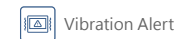
Advanced Model

Specifications



Model		cMT3102X	cMT3108XH	cMT3108XP	cMT3162X
Display	Display	10.1" WVA	10.1" WVA	10.1" WVA	15.6" WVA
	Resolution	1024 x 600	1280 x 800	1280 x 800	1920 x 1080
	Brightness (cd/ m ²)	350	500	425	300
	Contrast Ratio	1000:1	800:1	800:1	800:1
	Backlight Type	LED	LED	LED	LED
	Backlight Life Time	>50,000 hrs.	>50,000 hrs.	>50,000 hrs.	>30,000 hrs.
	Colors	16.7M	16.7M	16.7M	16.2M
	LCD Viewing Angle (T/B/L/R)	89/89/89/89	89/89/89/89	89/89/89/89	89/89/89/89
	Pixel Pitch (mm)	0.2175 (H) x 0.2088 (V)	0.1695 (H) x 0.1695 (V)	0.1695 (H) x 0.1695 (V)	0.17925(H) x 0.17925(V)
Touch Panel	Type	4-wire Resistive Type	4-wire Resistive Type	Tempered Glass, Capacitive Type Hardness Scale 7H	Tempered Glass, Capacitive Type Hardness Scale 7H
	Accuracy	Active Area Length(X)±2%, Width(Y)±2%	Active Area Length(X)±2%, Width(Y)±2%	N/A	N/A
Memory	Flash	4 GB	4 GB	4 GB	4 GB
	RAM	1 GB	1 GB	1 GB	1 GB
Processor		Quad-core RISC	Quad-core RISC	Quad-core RISC	Quad-core RISC
I/O Port	USB Host	USB 2.0 x 1	USB 2.0 x 1	USB 2.0 x 1	USB 2.0 x 1
	Ethernet	LAN 1: 10/100/1000 Base-T x 1 LAN 2: 10/100 Base-T x 1	LAN 1: 10/100/1000 Base-T x 1 LAN 2: 10/100 Base-T x 1	LAN 1: 10/100/1000 Base-T x 1 LAN 2: 10/100 Base-T x 1	LAN 1: 10/100/1000 Base-T x 1 LAN 2: 10/100 Base-T x 1
	WiFi	M02 WiFi Expansion Module (Optional)	M02 WiFi Expansion Module (Optional)	M02 WiFi Expansion Module (Optional)	N/A
	COM Port	Con.A: COM2 RS-485 2W/4W, COM3 RS-485 2W, CAN Bus Con.B: COM1 RS-232 4W, COM3 RS-232 2W*	Con.A: COM2 RS-485 2W/4W, COM3 RS-485 2W, CAN Bus Con.B: COM1 RS-232 4W, COM3 RS-232 2W*	Con.A: COM2 RS-485 2W/4W, COM3 RS-485 2W, CAN Bus Con.B: COM1 RS-232 4W, COM3 RS-232 2W*	Con.A: COM1 RS-485 2W/4W, COM3 RS-485 2W, CAN Bus Con.B: COM1 RS-232 4W, COM3 RS-232 2W*
	CAN Bus	Yes	Yes	Yes	Yes
	Audio Output	N/A	Built-in Mono Speaker	Built-in Mono Speaker	Built-in Mono Speaker
RTC		Built-in	Built-in	Built-in	Built-in
Power	Input Power	24±20%VDC	24±20%VDC	24±20%VDC	24±20%VDC
	Power Isolation	Built-in	Built-in	Built-in	Built-in
	Power Consumption	1A@24VDC	700mA@24VDC	700mA@24VDC	1.3A@24VDC
	Voltage Resistance	500VAC (1 min.)	500VAC (1 min.)	500VAC (1 min.)	500VAC (1 min.)
	Isolation Resistance	Exceed 50MΩ @ 500VDC	Exceed 50MΩ @ 500VDC	Exceed 50MΩ @ 500VDC	Exceed 50MΩ @ 500VDC
Specification	PCB Coating	Yes	Yes	Yes	Yes
	Enclosure	Plastic	Plastic	Plastic	Front bezel: Plastic, Rear Enclosure: Aluminum
	Dimensions WxHxD	271 x 213 x 38 mm	266 x 196 x 40 mm	266 x 196 x 42.7 mm	400 x 263 x 27.6 mm
	Panel Cutout	260 x 202 mm	255 x 185 mm	255 x 185 mm	384 x 247 mm
	Weight	Approx. 1.2 kg	Approx. 1.1 kg	Approx. 1.1 kg	Approx. 1.6 kg
	Mount	Panel mount, VESA mount 75 x 75 mm	Panel mount, VESA mount 75 x 75 mm	Panel mount, VESA mount 75 x 75 mm	Panel mount, VESA mount 100 x 100 mm
Environment	Protection Structure	UL Type 4X (indoor use only) / NEMA4 / IP66 Compliant Front Panel	UL Type 4X (indoor use only) / NEMA4 / IP66 Compliant Front Panel	UL Type 4X (indoor use only) / NEMA4 / IP66 Compliant Front Panel	NEMA4 / IP66 Compliant Front Panel
	Storage Temperature	-20° ~ 60° C (-4° ~ 140° F)	-20° ~ 60° C (-4° ~ 140° F)	-20° ~ 60° C (-4° ~ 140° F)	-20° ~ 60° C (-4° ~ 140° F)
	Operating Temperature	0° ~ 50° C (32° ~ 122° F)	0° ~ 55° C (32° ~ 131° F)	0° ~ 55° C (32° ~ 131° F)	0° ~ 50° C (32° ~ 122° F)
	Relative Humidity	10% ~ 90% (non-condensing)	10% ~ 90% (non-condensing)	10% ~ 90% (non-condensing)	10% ~ 90% (non-condensing)
	Altitude	3,000 meters	3,000 meters	3,000 meters	3,000 meters
	Vibration Endurance	10 to 25Hz (X, Y, Z direction 2G 30 minutes)	10 to 25Hz (X, Y, Z direction 2G 30 minutes)	10 to 25Hz (X, Y, Z direction 2G 30 minutes)	10 to 25Hz (X, Y, Z direction 2G 30 minutes)
Certificate	CE	CE marked	CE marked	CE marked	CE marked
	UL	cULus Listed	cULus Listed	cULus Listed	cULus Listed
	ATEX	ATEX Zone 2/22 Category 3 G/D	ATEX Zone 2/22 Category 3 G/D	ATEX Zone 2/22 Category 3 G/D	N/A
Software	Weincloud	EasyAccess 2.0 (Optional) Dashboard (Optional)	EasyAccess 2.0 (Optional) Dashboard (Optional)	EasyAccess 2.0 (Optional) Dashboard (Optional)	EasyAccess 2.0 (Optional) Dashboard (Optional)
	CODESYS	Optional	Optional	Optional	Optional

*Only Tx & Rx (no RTS/CTS) may be used for COM1 RS-232 when COM3 RS-232 is also used.
*RFID : 13.56 MHz, Reading Distance: Max. 4cm, ISO/IEC 14443 Type A/B standard.



Advanced Model

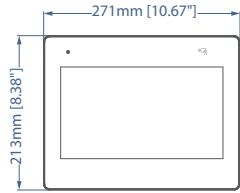
Dimensions

cMT3102X

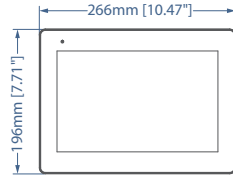
cMT3108XH

cMT3108XP

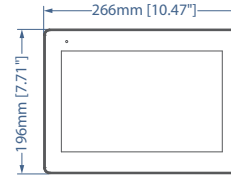
cMT3162X



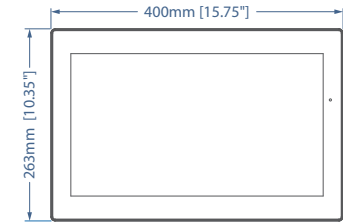
Front View



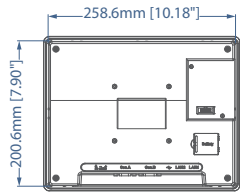
Front View



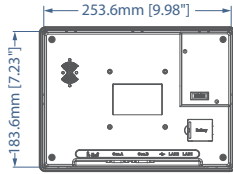
Front View



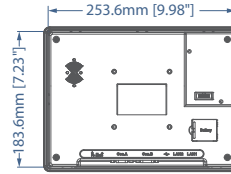
Front View



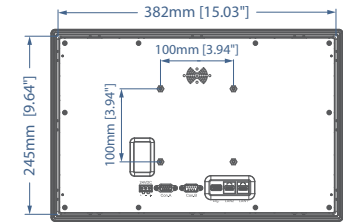
Rear View



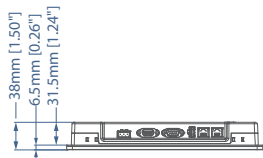
Rear View



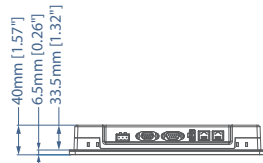
Rear View



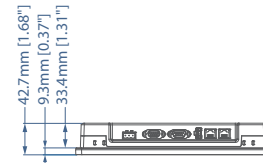
Rear View



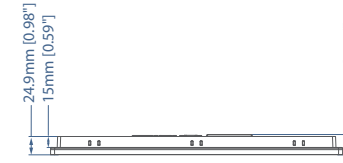
Bottom View



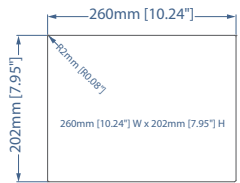
Bottom View



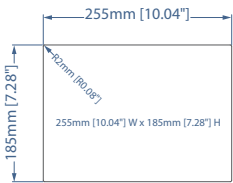
Bottom View



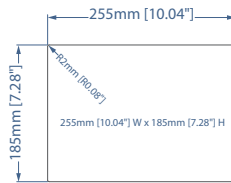
Bottom View




Cutout Dimensions



Cutout Dimensions



Cutout Dimensions



Cutout Dimensions

Standard Model Specifications



Model		cMT2058XH	cMT2078X	cMT2108X2
Display	Display	4.3" WVA	7" TFT	10.1" WVA
	Resolution	800 x 480	800 x 480	1024 x 600
	Brightness (cd/ m ²)	530	400	350
	Contrast Ratio	800:1	800:1	1000:1
	Backlight Type	LED	LED	LED
	Backlight Life Time	>30,000 hrs.	>30,000 hrs.	>50,000 hrs.
	Colors	16.7M	16.7M	16.7M
	LCD Viewing Angle (T/B/L/R)	80/80/80/80	80/60/80/80	89/89/89/89
	Pixel Pitch (mm)	0.1188 (H) x 0.1122 (V)	0.1926(H) x 0.179(V)	0.2175 (H) x 0.2088 (V)
	Touch Panel	Type	4-wire Resistive Type	4-wire Resistive Type
Accuracy		Active Area Length(X)±2%, Width(Y)±2%	Active Area Length(X)±2%, Width(Y)±2%	Active Area Length(X)±2%, Width(Y)±2%
Memory	Flash	4 GB	4 GB	4 GB
	RAM	1 GB	1 GB	1 GB
Processor		Quad-core RISC	Quad-core RISC	Quad-core RISC
I/O Port	USB Host	USB 2.0 x 1	USB 2.0 x 1	USB 2.0 x 1
	Ethernet	LAN 1: 10/100/1000 Base-T x 1 LAN 2: 10/100 Base-T x 1	LAN 1: 10/100 Base-T x 1 LAN 2: 10/100 Base-T x 1	LAN 1: 10/100/1000 Base-T x 1 LAN 2: 10/100 Base-T x 1
	WiFi	N/A	N/A	M02 WiFi Expansion Module (Optional)
	COM Port	COM1: RS-232/RS-485 2W/4W, COM3 RS-485 2W	Con.A: COM2 RS-485 2W/4W, COM3 RS-485 2W Con.B: COM1 RS-232 4W, COM3 RS-232 2W*	Con.A: COM2 RS-485 2W/4W, COM3 RS-485 2W Con.B: COM1 RS-232 4W, COM3 RS-232 2W*
RTC		Built-in	Built-in	Built-in
Power	Input Power	24±20%VDC	24±20%VDC	24±20%VDC
	Power Isolation	Built-in	Built-in	Built-in
	Power Consumption	510mA@24VDC	820mA@24VDC	1A@24VDC
	Voltage Resistance	500VAC (1 min.)	500VAC (1 min.)	500VAC (1 min.)
	Isolation Resistance	Exceed 50MΩ @ 500VDC	Exceed 50MΩ @ 500VDC	Exceed 50MΩ @ 500VDC
Specification	PCB Coating	Yes	Yes	Yes
	Enclosure	Plastic	Plastic	Plastic
	Dimensions WxHxD	128 x 102 x 32 mm	200.3 x 146.3 x 35.0 mm	271 x 213 x 38 mm
	Panel Cutout	119 x 93 mm	192 x 138 mm	260 x 202 mm
	Weight	Approx. 0.27 kg	Approx. 0.6 kg	Approx. 1.2 kg
	Mount	Panel mount	Panel mount	Panel mount, VESA mount 75 x 75 mm
Environment	Protection Structure	UL Type 4X (indoor use only) / NEMA4 / IP66 Compliant Front Panel	UL Type 4X (indoor use only) / NEMA4 / IP66 Compliant Front Panel	UL Type 4X (indoor use only) / NEMA4 / IP66 Compliant Front Panel
	Storage Temperature	-20° ~ 60° C (-4° ~ 140° F)	-20° ~ 60° C (-4° ~ 140° F)	-20° ~ 60° C (-4° ~ 140° F)
	Operating Temperature	0° ~ 50° C (32° ~ 122° F)	0° ~ 55° C (32° ~ 131° F)	0° ~ 50° C (32° ~ 122° F)
	Relative Humidity	10% ~ 90% (non-condensing)	10% ~ 90% (non-condensing)	10% ~ 90% (non-condensing)
	Altitude	3,000 meters	3,000 meters	3,000 meters
	Vibration Endurance	10 to 25Hz (X, Y, Z direction 2G 30 minutes)	10 to 25Hz (X, Y, Z direction 2G 30 minutes)	10 to 25Hz (X, Y, Z direction 2G 30 minutes)
Certificate	CE	CE marked	CE marked	CE marked
	UL	cULus Listed	cULus Listed	cULus Listed
Software	Weincloud	EasyAccess 2.0 (Optional) Dashboard (Optional)	EasyAccess 2.0 (Optional) Dashboard (Optional)	EasyAccess 2.0 (Optional) Dashboard (Optional)
	CODESYS	Optional	Optional	Optional

*Only Tx & Rx (no RTS/CTS) may be used for COM1 RS-232 when COM3 RS-232 is also used.

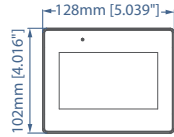
*The cMT2108X2 (V2) / cMT2158X (V2) product label indicates MPI support, while the original cMT2108X2 / cMT2158X label does not.



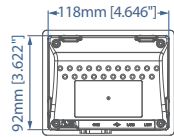
Standard Model

Dimensions

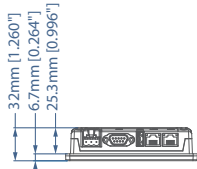
cMT2058XH



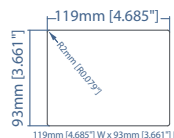
Front View



Rear View



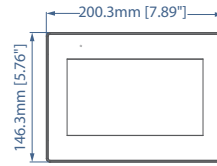
Bottom View



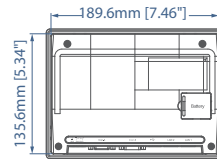
Cutout Dimensions

119mm [4.685"] W x 93mm [3.661"] H

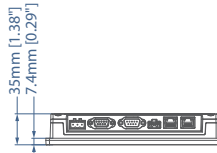
cMT2078X



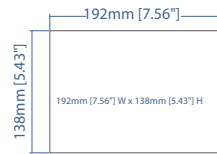
Front View



Rear View



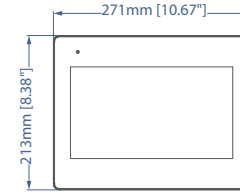
Bottom View



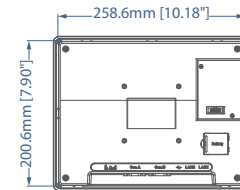
Cutout Dimensions

192mm [7.56"] W x 138mm [5.43"] H

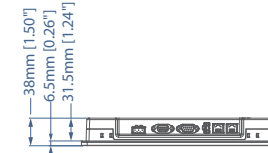
cMT2108X2



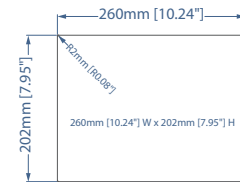
Front View



Rear View



Bottom View



Cutout Dimensions

260mm [10.24"] W x 202mm [7.95"] H

Standard Model Specifications



Model		cMT2128X	cMT2158X	cMT2166X
Display	Display	12.1" WVA	15" WVA	15.6" WVA
	Resolution	1024 x 768	1024 x 768	1920 x 1080
	Brightness (cd/ m ²)	500	350	300
	Contrast Ratio	1000:1	2500:1	800:1
	Backlight Type	LED	LED	LED
	Backlight Life Time	>30,000 hrs.	>70,000 hrs.	>30,000 hrs.
	Colors	16.7M	16.2M	16.2M
	LCD Viewing Angle (T/B/L/R)	89/89/89/89	88/88/88/88	88/89/89/89
	Pixel Pitch (mm)	0.240 (H) x 0.240 (V)	0.297(H) x 0.297(V)	0.17925(H) x 0.17925(V)
	Touch Panel	Type	4-wire Resistive Type	4-wire Resistive Type
Accuracy		Active Area Length(X)±2%, Width(Y)±2%	Active Area Length(X)±2%, Width(Y)±2%	N/A
Memory	Flash	4 GB	4 GB	4 GB
	RAM	1 GB	1 GB	1 GB
Processor		Quad-core RISC	Quad-core RISC	Quad-core RISC
I/O Port	SD Card Slot	Micro SD x 1	SD/SDHC	N/A
	USB Host	USB 2.0 x 1	USB 2.0 x 1	USB 2.0 x 1
Ethernet		LAN 1: 10/100/1000 Base-T x 1 LAN 2: 10/100 Base-T x 1	LAN 1: 10/100/1000 Base-T x 1 LAN 2: 10/100 Base-T x 1	10/100 Base-T x 1
	COM Port	Con.A: COM2 RS-485 2W/4W, COM3 RS-485 2W Con.B: COM1 RS-232 4W, COM3 RS-232 2W*	Con.A: COM1 RS-485 2W/4W, COM3 RS-485 2W Con.B: COM1 RS-232 4W, COM3 RS-232 2W*	Con.A: COM1 RS-485 2W/4W, COM3 RS-485 2W Con.B: COM1 RS-232 4W, COM3 RS-232 2W*
Audio Output		N/A	Built-in Mono Speaker Audio Line Out - 3.5 mm jack x 1	Built-in Mono Speaker
RTC		Built-in	Built-in	Built-in
Power	Input Power	24±20%VDC	24±20%VDC	24±20%VDC
	Power Isolation	Built-in	Built-in	Built-in
	Power Consumption	1.2A@24VDC	1.3A@24VDC	0.9A@24VDC
	Voltage Resistance	500VAC (1 min.)	500VAC (1 min.)	500VAC (1 min.)
	Isolation Resistance	Exceed 50MΩ @ 500VDC	Exceed 50MΩ @ 500VDC	Exceed 50MΩ @ 500VDC
Specification	PCB Coating	Yes	Yes	Yes
	Enclosure	Plastic	Aluminum	Front bezel: Plastic, Rear Enclosure: Aluminum
	Dimensions WxHxD	317 x 243 x 41 mm	366 x 293 x 48.2mm	400 x 263 x 27.6 mm
	Panel Cutout	305 x 231 mm	352 x 279 mm	384 x 247 mm
	Weight	Approx. 1.7 kg	Approx. 2.74 kg	Approx. 1.6 kg
	Mount	Panel mount, VESA mount 75 x 75 mm	Panel mount, VESA mount 75 x 75 mm	Panel mount, VESA mount 100 x 100 mm
Environment	Protection Structure	UL Type 4X (indoor use only) / NEMA4 / IP66 Compliant Front Panel	UL Type 4X (indoor use only) / NEMA4 / IP66 Compliant Front Panel	NEMA4 / IP66 Compliant Front Panel
	Storage Temperature	-20° ~ 60° C (-4° ~ 140° F)	-20° ~ 60° C (-4° ~ 140° F)	-20° ~ 60° C (-4° ~ 140° F)
	Operating Temperature	0° ~ 55° C (32° ~ 131° F)	0° ~ 50° C (32° ~ 122° F)	0° ~ 50° C (32° ~ 122° F)
	Relative Humidity	10% ~ 90% (non-condensing)	10% ~ 90% (non-condensing)	10% ~ 90% (non-condensing)
	Altitude	3,000 meters	3,000 meters	3,000 meters
Vibration Endurance	10 to 25Hz (X, Y, Z direction 2G 30 minutes)	10 to 25Hz (X, Y, Z direction 2G 30 minutes)	10 to 25Hz (X, Y, Z direction 2G 30 minutes)	
Certificate	CE	CE marked	CE marked	CE marked
	UL	cULus Listed	cULus Listed	
Software	Weincloud	EasyAccess 2.0 (Optional) Dashboard (Optional)	EasyAccess 2.0 (Optional) Dashboard (Optional)	EasyAccess 2.0 (Optional) Dashboard (Optional)
	CODESYS	Optional	Optional	N/A

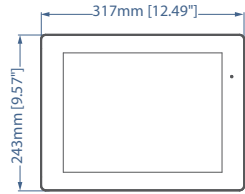
*Only Tx & Rx (no RTS/CTS) may be used for COM1 RS-232 when COM3 RS-232 is also used.

*The cMT2108X2 (V2) / cMT2158X (V2) product label indicates MPI support, while the original cMT2108X2 / cMT2158X label does not.

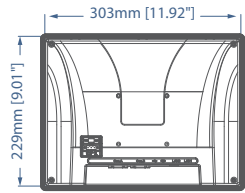


Standard Model
Dimensions

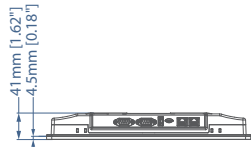
cMT2128X



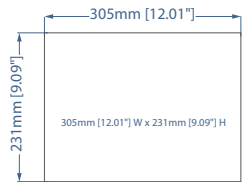
Front View



Rear View

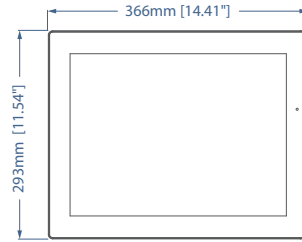


Bottom View

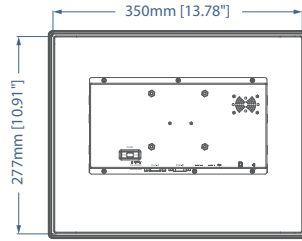


Cutout Dimensions

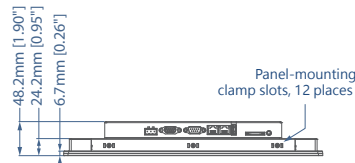
cMT2158X



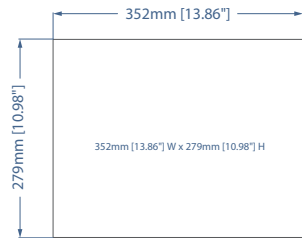
Front View



Rear View

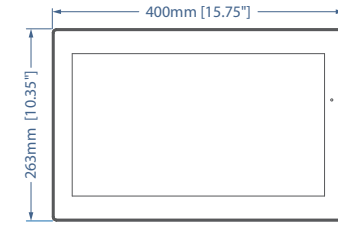


Bottom View

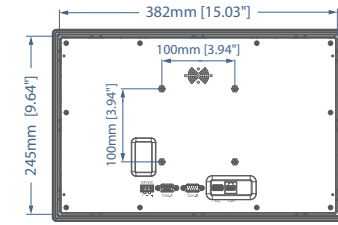


Cutout Dimensions

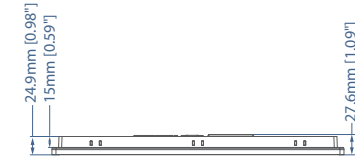
cMT2166X




Front View



Rear View



Bottom View



Cutout Dimensions

Headless HMI+Other Model

Specifications



Model		cMT-FHDX-820	cMT-SVRX-820 / 822	cMT-SVR-100 / 102	cMT-SVR-200 / 202	
Memory	Flash	4 GB	4 GB	256 MB	256 MB	
	RAM	1 GB	1 GB	256 MB	256 MB	
Processor		Quad-core RISC	Quad-core RISC	Single-core RISC	Single-core RISC	
I/O Port	SD Card Slot	N/A	Micro SD x1	SD/SDHC	SD/SDHC	
	USB Host	USB 2.0 x 1	USB 2.0 x 1	USB 2.0 x 1	USB 2.0 x 1	
Ethernet		LAN 1: 10/100/1000 Base-T x 1 LAN 2: 10/100 Base-T x 1	LAN 1: 10/100/1000 Base-T x 1 LAN 2: 10/100 Base-T x 1	10/100/1000 Base-T x 2	10/100/1000 Base-T x 1	
	WiFi	N/A	N/A	N/A	IEEE 802.11 b/g/n 802.11b: max 18.01 dBm 802.11g: max 11.02 dBm 802.11n: max 12.20 dBm	
COM Port		COM1: RS-232 2W COM2: RS-485 2W/4W COM3: RS-485 2W	COM1: RS-232 2W COM2: RS-485 2W/4W COM3: RS-485 2W	COM1: RS-232 COM2: RS-485 2W/4W COM3: RS-485 2W	COM1: RS-232 2W COM2: RS-485 2W/4W COM3: RS-485 2W	
	HDMI	Customizable (max. resolution 1920 x 1080)	N/A	N/A	N/A	
Recommended Resolutions (Please use these recommended screen resolutions to avoid compatibility issues.)		720x480 / 720x576 / 800x600 / 1024x768 / 1280x720 / 1920x1080	N/A	N/A	N/A	
	Audio Output	HDMI Audio Output	N/A	N/A	N/A	
RTC		Built-in	Built-in	Built-in	Built-in	
Power	Input Power	24±20%VDC	24±20%VDC	24±20%VDC	10.5~28VDC	
	Power Isolation	Built-in	Built-in	Built-in	Built-in	
Power Consumption		850mA@24VDC	850mA@24VDC	230mA@24VDC	1A@12VDC ; 450mA@24VDC	
	Voltage Resistance	500VAC (1 min.)	500VAC (1 min.)	500VAC (1 min.)	500VAC (1 min.)	
Isolation Resistance		Exceed 50MΩ @ 500VDC	Exceed 50MΩ @ 500VDC	Exceed 50MΩ @ 500VDC	Exceed 50MΩ @ 500VDC	
	PCB Coating	Yes	Yes	Yes	Yes	
Enclosure		Plastic	Plastic	Plastic	Plastic	
	Dimensions WxHxD	29.8 x 130 x 115 mm	29.8 x 130 x 115 mm	27 x 130 x 115 mm	27 x 130 x 115 mm	
Weight		Approx. 0.24 kg	Approx. 0.24 kg	Approx. 0.18 kg	Approx. 0.18 kg	
	Mount	35 mm DIN rail mounting	35 mm DIN rail mounting	35 mm DIN rail mounting	35 mm DIN rail mounting	
Environment	Protection Structure	IP20	IP20	IP20	IP20	
	Storage Temperature	-20° ~ 60° C (-4° ~ 140° F)	-20° ~ 60° C (-4° ~ 140° F)	-20° ~ 70° C (-4° ~ 158° F)	-20° ~ 70° C (-4° ~ 158° F)	
Operating Temperature		0° ~ 50° C (32° ~ 122° F)	0° ~ 50° C (32° ~ 122° F)	-20° ~ 55° C (-4° ~ 131° F)	-10° ~ 55° C (14° ~ 131° F)	
	Relative Humidity	10% ~ 90% (non-condensing)	10% ~ 90% (non-condensing)	10% ~ 90% (non-condensing)	10% ~ 90% (non-condensing)	
Altitude		3,000 meters	3,000 meters	3,000 meters	3,000 meters	
	Vibration Endurance	10 to 25Hz (X, Y, Z direction 2G 30 minutes)	10 to 25Hz (X, Y, Z direction 2G 30 minutes)	10 to 25Hz (X, Y, Z direction 2G 30 minutes)	10 to 25Hz (X, Y, Z direction 2G 30 minutes)	
Certificate	CE	CE marked	CE marked	CE marked	CE marked	
	UL	cULus Listed	cULus Listed	cULus Listed	cULus Listed	
Software	Weincloud	EasyAccess 2.0 (Optional) Dashboard (Optional)	EasyAccess 2.0 (Optional) Dashboard (Optional) EasyAccess 2.0 (Built-in) Dashboard (Optional)	EasyAccess 2.0 (Optional)	EasyAccess 2.0 (Built-in)	EasyAccess 2.0 (Optional) EasyAccess 2.0 (Built-in)
	CODESYS	Optional	Optional	N/A	N/A	

Accessories

Specifications



Model		M02
Network	WiFi	IEEE 802.11 b/g/n 802.11b: max 19.76 dBm 802.11g: max 19.93 dBm 802.11n: max 19.99 dBm
	I/O Port	SMA Female Connector 1 Male Connector to HMI 1
Power	Input Power	5VDC
	Power Consumption	900mA@5VDC (powered by HMI)
Voltage Resistance		500VAC (1min.)
	Isolation Resistance	Exceed 50MΩ @ 500VDC
Specification	PCB Coating	N/A
	Enclosure	Plastic
Dimensions WxHxD		54.5 x 80 x 24.1 mm
	Weight	Approx. 80 g
Mount		HMI connector + diagonal screw fastening
	Environment	Protection Structure M02: IP20 Compliant Antenna: IP66 Compliant
Storage Temperature		-20° ~ 60° C (-4° ~ 140° F)
	Operating Temperature	0° ~ 55° C (32° ~ 131° F)
Relative Humidity		10% ~ 90% (non-condensing)
	Altitude	3,000 meters
Vibration Endurance		10 to 25Hz (X, Y, Z direction 2G 30 minutes)
	Certificate	CE CE marked
UL		cULus Listed

*Only Tx & Rx (no RTS/CTS) may be used for COM1 RS-232 when COM3 RS-232 is also used.

Headless HMI+Other Model

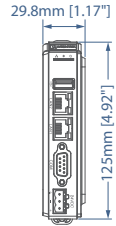
Dimensions

cMT-FHDX-820	cMT-SVRX-820 / 822	cMT-SVR-100 / 102	cMT-SVR-200 / 202
--------------	--------------------	-------------------	-------------------

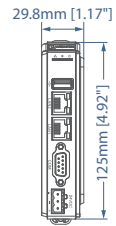
Accessories

Dimensions

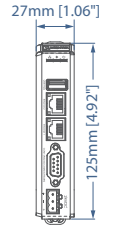
M02



Front View



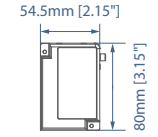
Front View



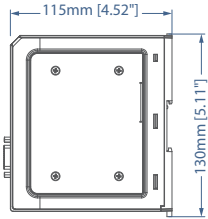
Front View



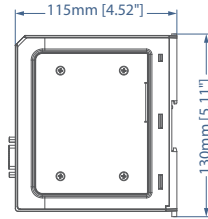
Front View



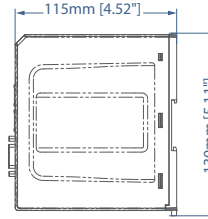
Front View



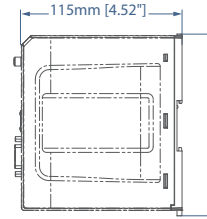
Side View



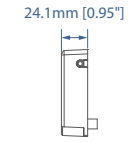
Side View



Side View



Side View



Side View



Top View



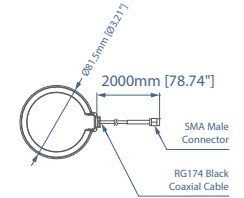
Top View



Top View



Top View



Bottom View



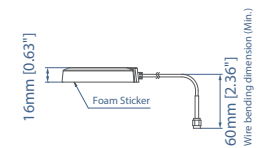
Bottom View



Bottom View



Bottom View



Antenna



www.weitek-rus.com

Tel.: +7 (495) 419-12-01

Sales: sales@weitek-rus.com | Product Support: support@weitek-rus.com

WEINTEK and the WEINTEK logos are trademarks or registered trademarks of Weitek Labs., Inc. in many countries.
© 2025 All rights reserved.